

LED Bollard Light



Advantage:

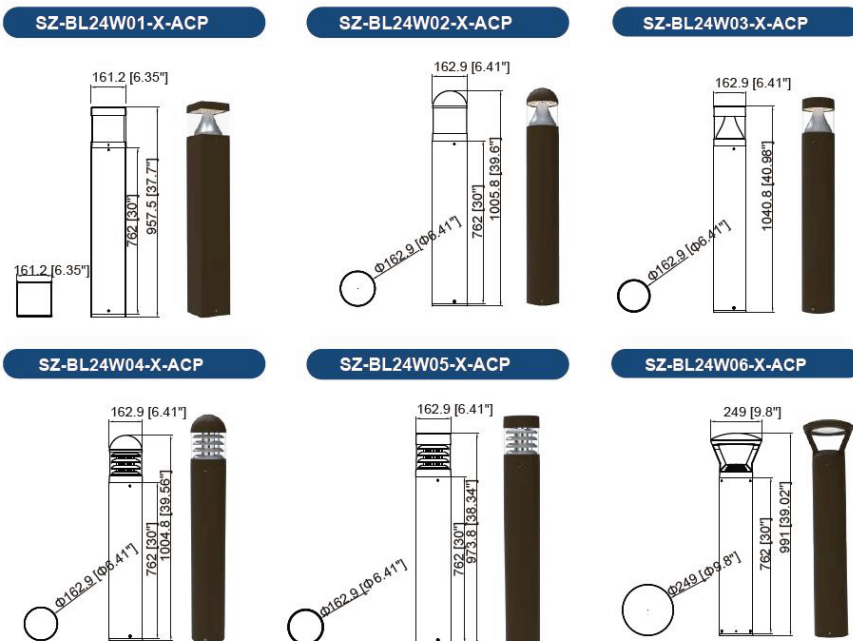
- UL certificate;
- IP65 Internal driver;
- Adjustable CCT and Power;
- Input voltage 120-277VAC / 120-347VAC;
- Light is soft and uniform, safe to eyes;
- 0-10V dimming..

Application:

industrial parks;
schools and universities;
public transit and airports;
office buildings and medical facilities, etc.



DIMENSION:



The Top Heads
Are Interchangeable:



Specifications

Product name	LED Bollard Light
Model	SZ-BL24WXX-P-ACP

Technical Characteristic

Color temperature	Adjustable CCT:3000K/4000K/5000K
CRI	>70
Lumen	3360LM
Lumen Efficacy	140LM/W
Input Power	Adjustable Power:14W/19W/24W
Viewing Angle	150°
Input Voltage	120-277VAC 50/60Hz, Optional:120-347V
Driver model	China Brand Driver, 0-10V dimmer
Photocell	Yes
PF	>0.9
Waterproof Rating	IP65

Materials

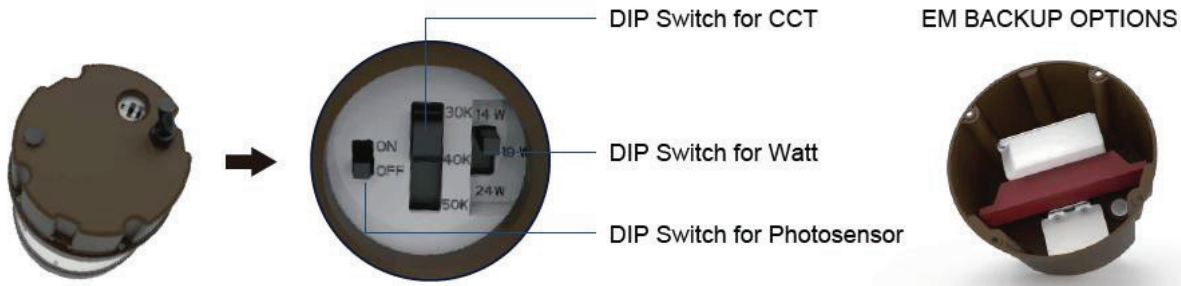
LED Type	2835
Housing	Aluminum(ADC12) +PC
Housing color	Brown

Others

Operating Temperature	-20℃ TO 45℃
Storage Temperature	-30℃ TO 45℃
Storage Humidity	10%-95%
Application	Outdoor
Safety Certification	UL
Warranty Time	5 Years

Package

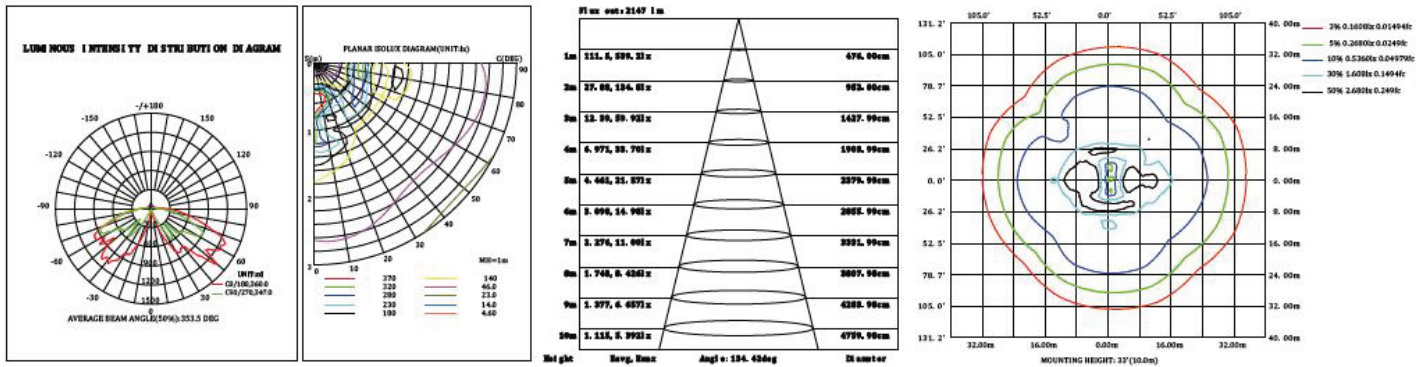
Model	SZ-BL24W01-P-ACP	SZ-BL24W02-P-ACP	SZ-BL24W03-P-ACP	SZ-BL24W04-P-ACP	SZ-BL24W05-P-ACP	SZ-BL24W06-P-ACP
Size	8.03*8.03*12"	8.03*8.03*15.24"	8.03*8.03*15.24"	8.03*8.03*14.37"	8.03*8.03*14.37"	15.35*15.35*15"
QTY/CTN	1	1	1	1	1	1
N.W	2.58Kg	2.04Kg	1.9Kg	2.22Kg	2.41Kg	2.59Kg
G.W	2.98Kg	2.34Kg	2.2Kg	2.52Kg	2.71Kg	2.9Kg



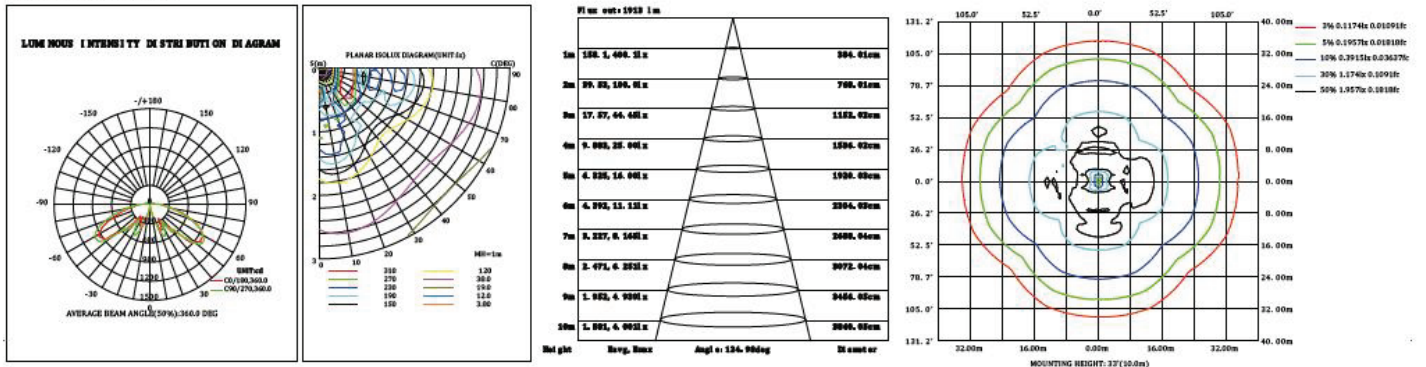
Light Distribution Testing Parameters

PHOTOMETRICS:

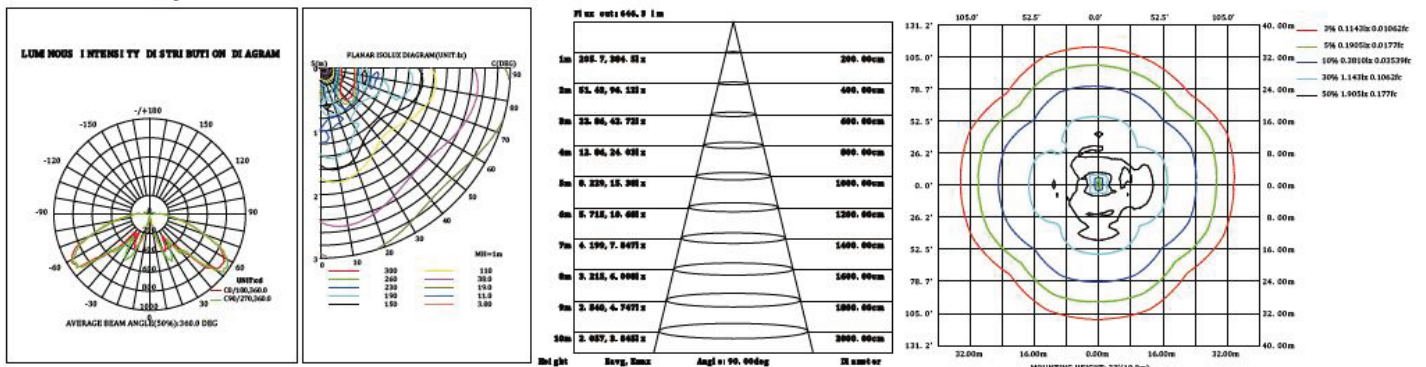
SZ-BL24W01-P-ACP



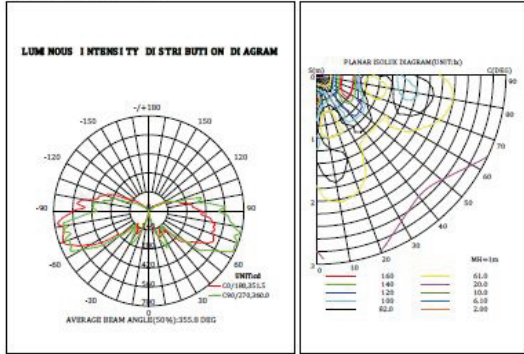
SZ-BL24W02-P-ACP



SZ-BL24W03-P-ACP

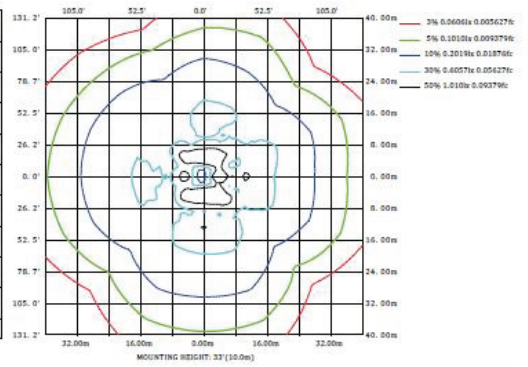


SZ-BL24W04-P-ACP

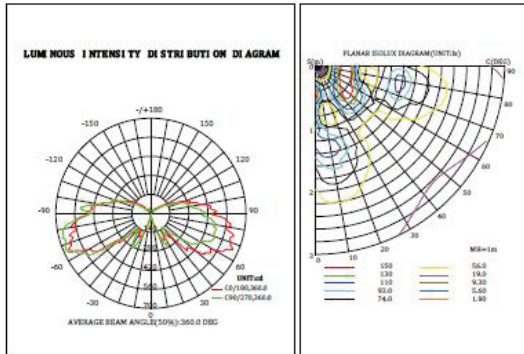


Flux out: 289.5 lm

Height	Avrg. Beam	Angle	Diameter
1m	96.36, 306.81 x	90.00deg	306.00cm
2m	23.56, 59.821 x	90.00cm	400.00cm
3m	16.09, 32.591 x	90.00cm	400.00cm
4m	6.641, 12.711 x	90.00cm	800.00cm
5m	3.610, 8.1311 x	90.00cm	1000.00cm
6m	2.507, 5.6471 x	90.00cm	1200.00cm
7m	1.942, 4.1491 x	90.00cm	1400.00cm
8m	1.610, 3.1761 x	90.00cm	1600.00cm
9m	1.316, 2.5181 x	90.00cm	1800.00cm
10m	0.9926, 1.9381 x	90.00cm	2000.00cm

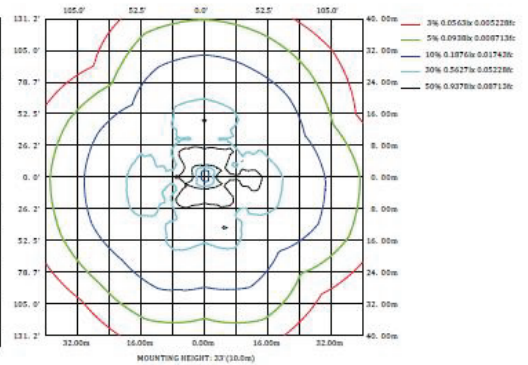


SZ-BL24W05-P-ACP

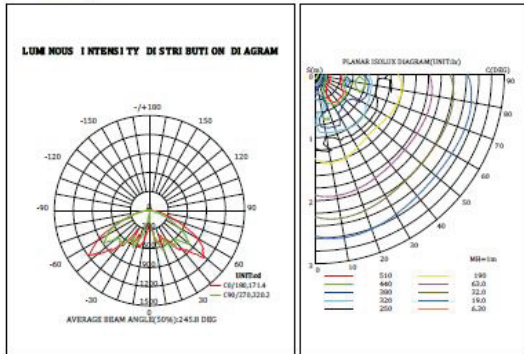


Flux out: 297.4 lm

Height	Avrg. Beam	Angle	Diameter
1m	96.67, 302.81 x	90.00deg	300.00cm
2m	23.67, 46.201 x	90.00cm	400.00cm
3m	16.02, 21.481 x	90.00cm	400.00cm
4m	6.917, 12.081 x	90.00cm	800.00cm
5m	3.797, 7.7181 x	90.00cm	1000.00cm
6m	2.686, 5.5561 x	90.00cm	1200.00cm
7m	1.932, 4.1981 x	90.00cm	1400.00cm
8m	1.679, 3.1981 x	90.00cm	1600.00cm
9m	1.369, 2.3801 x	90.00cm	1800.00cm
10m	0.9467, 1.9281 x	90.00cm	2000.00cm



SZ-BL24W06-P-ACP



Flux out: 1664 lm

Height	Avrg. Beam	Angle	Diameter
1m	299.6, 687.91 x	104.00deg	356.33cm
2m	74.76, 159.81 x	104.00deg	512.66cm
3m	33.23, 76.881 x	104.00deg	766.67cm
4m	18.69, 39.871 x	104.00deg	1026.00cm
5m	11.94, 25.821 x	104.00deg	1281.13cm
6m	8.306, 17.721 x	104.00deg	1537.33cm
7m	6.108, 13.021 x	104.00deg	1799.00cm
8m	4.672, 9.9671 x	104.00deg	2049.78cm
9m	3.692, 7.8781 x	104.00deg	2306.00cm
10m	2.996, 6.8791 x	104.00deg	2563.33cm

