


LED Wall Pack

Model :SZ-FWP40W-HP-ACP

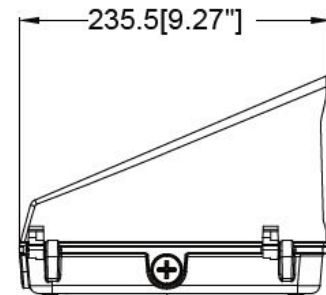
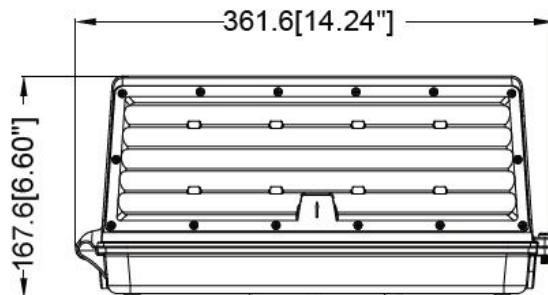
Advantage:

- UL certificate;
- IP65 Internal driver;
- Adjustable Power and CCT;
- Input voltage 120-277VAC;
- No UV or IR in the beam;
- Easy to install and operate;
- Energy saving, long lifespan;
- Light is soft and uniform, safe to eyes;
- Instant start, NO humming;
- Green and eco-friendly without mercury.



Application:

Entrance lighting, courtyard lighting;
Industrial lighting, Outdoor landscape lighting;
Building, The hotel;
Wall lighting area and so on.



Specifications

Product name	LED Full Cut-off Wall Pack
Part No	SZ-FWP40W-HP-ACP
Dimension	14.24*9.27*6.6"

Technical Characteristic

Color temperature	Adjustable CCT:3000K/4000K/5000K
CRI	>70
Lumen	5200LM
Lumen Efficacy	130LM/W
Input Power	Adjustable Power:20W/30W/40W
Viewing Angle	TypeIII
Input Voltage	120-277VAC 50/60Hz
Driver model	China Brand Driver, (0-10Vdc Dimmer, Surge-protective 6KV)
Photocell	Yes
Optional Accessory	Motion sensor & PIR sensor
PF	>0.9
Waterproof Rating	IP65

Materials

LED Type	2835
LED QTY	168PCS
Housing	Aluminum(ADC12)+PC
Housing color	Brown

Others

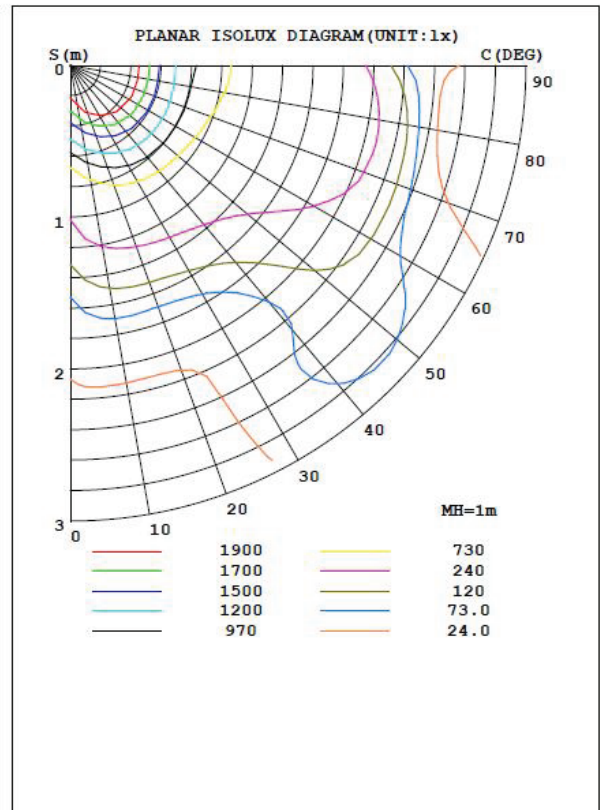
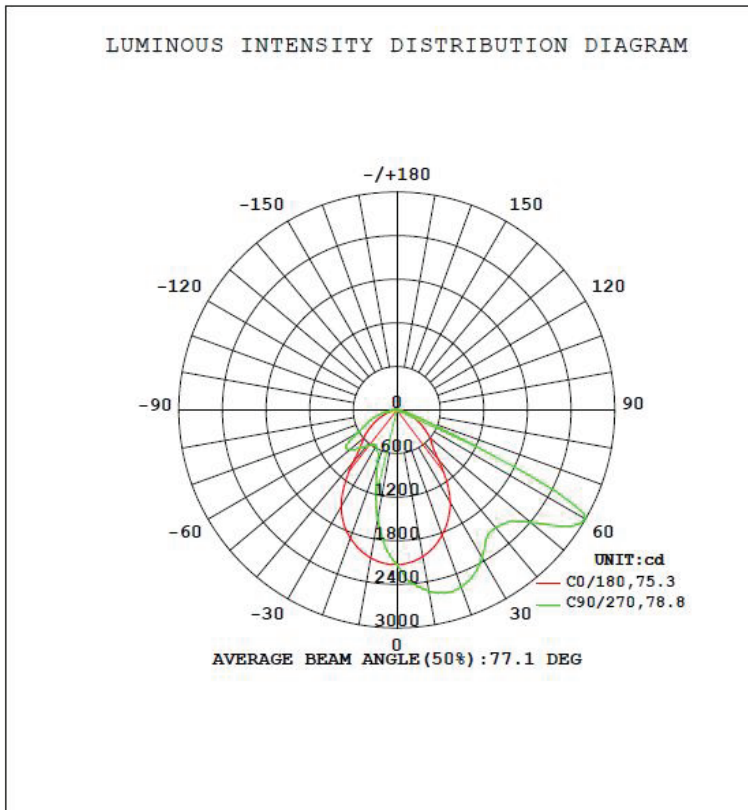
Operating Temperature	-40°C TO 45°C
Operating Humidity	20%-90% RH
Storage Temperature	-40°C TO 80°C
Storage Humidity	10%-95%
Application	Outdoor / Indoor
Safety Certification	UL
Warranty Time	5 Years

Light Distribution Testing Parameters

LUMINAIRE PHOTOMETRIC TEST REPORT

Test:U:119.92V I:0.3405A P:40.636W PF:0.9952 Freq:60.01Hz		
UTHDI:0.27% ITHDI:7.32% KDisp:0.0000 Lamp Flux:5459.71x1 lm		
NAME: SZ-FWP40W-HP-ACP	TYPE: SZ-FWP40W-HP-ACP	WEIGHT:
SPEC.: 120-277V	DIM.: 0.33*0.235	SERIAL No.:
MFR.:	SUR.: 0.29*0.15	Shielding Angle:

DATA OF LAMP		PHOTOMETRIC DATA			Eff: 134.36 lm/W
MODEL	SZ-FWP40W-HP-ACP	I _{max} (cd)	2989	S/MH (C0/180)	1.10
NOMINAL POWER (W)	40	LOR (%)	100.0	S/MH (C90/270)	0.51
RATED VOLTAGE (V)	120	TOTAL FLUX (lm)	5459.7	η UP, DN (C0-180)	0.9, 68.6
NOMINAL FLUX (lm)	5459.71	CIE CLASS	DIRECT	η UP, DN (C180-360)	1.2, 29.4
LAMPS INSIDE	1	η up (%)	2.1	CIBSE SHR NOM	1.00
TEST VOLTAGE (V)	120	η down (%)	97.9	CIBSE SHR MAX	1.15



Package

Model	Net Weight	Size	Qty/Carton	Weight/Carton
SZ-FWP40W-HP-ACP	2.6KG	14.76*9.76*8.07"	1	3.4KG