




## LED Wall Pack

Model : SZ-WP100W (F)

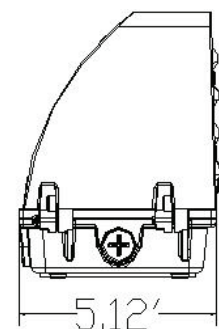
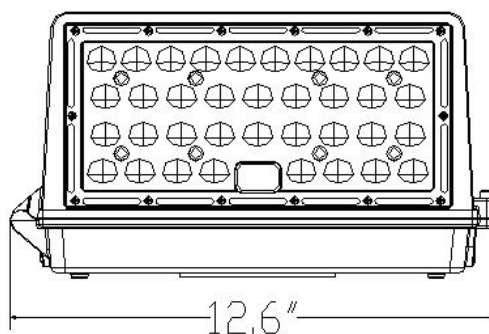
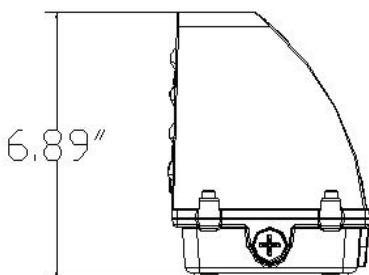
### Advantage:

- Full Cut-off , Photocell
- UL certificate;
- IP65 Internal driver,
- Input voltage 100-277VAC;
- No UV or IR in the beam;
- Easy to install and operate;
- Energy saving, long lifespan;
- Light is soft and uniform, safe to eyes;
- Instant start, NO flickering, NO humming;
- Green and eco-friendly without mercury.



### Application:

Entrance lighting, courtyard lighting;  
Industrial lighting, Outdoor landscape lighting;  
Building, The hotel;  
Wall lighting area and so on.



# TECHNICAL DATA SHEET

## Specifications

Product name	LED Wall Pack
Part No	SZ-WP100W (F)
Dimension	320*175*130mm

## Technical Characteristic

Color temperature	5000K/5700K
CRI	>80
Lumen	12000LM
Lumen Efficacy	120LM/W
Input Power	100W
Viewing Angle	150*85 Degree (Type III)
Input Voltage	100-277VAC 50/60Hz
Driver model	China Brand Driver
Optional Accessory	Photocell
PF	>0.9
Waterproof Rating	IP65

## Materials

LED Type	3030/1.5W
LED QTY	147 PCS
Housing	Aluminum(ADC12) +PC
Housing color	Brown


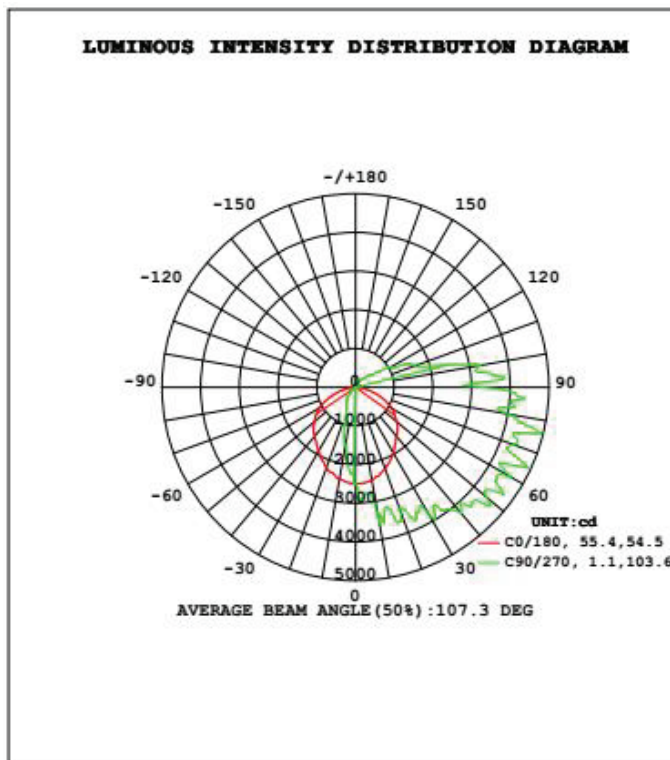
## Others

Operating Temperature	-20°C TO 45°C
Operating Humidity	20%-90% RH
Storage Temperature	-30°C TO 80°C
Storage Humidity	10%-95%
Application	Outdoor / Indoor
Safety Certification	UL
Warranty Time	5 Years

# TECHNICAL DATA SHEET

## Light Distribution Testing Parameters

DATA OF LAMP		PHOTOMETRIC DATA <span style="float: right;">Eff: 125.31 lm/W</span>			
MODEL		Imax (cd)	4958	S/MH (C0/180)	1.16
NOMINAL POWER (W)	100	LOR (%)	100.0	S/MH (C90/270)	0.45
RATED VOLTAGE (V)	120	TOTAL FLUX (lm)	12744	$\eta$ UP, DN (C0-180)	19.6, 69.7
NOMINAL FLUX (lm)	12744	CIE CLASS	SEMI-D.	$\eta$ UP, DN (C180-360)	0.5, 10.2
LAMPS INSIDE	1	$\eta$ up (%)	20.1	CIBSE SHR NOM	1.25
TEST VOLTAGE (V)	120.0	$\eta$ down (%)	79.9	CIBSE SHR MAX	1.30



## Package

Lamps Net Weight: 3.3kg / pcs

Model	Size	Qty/ Carton	Weight/ Carton
SZ-WP100W (F)	13.78*7.28*9.06"	1	3.0 KG